

# Summer Packet

## Math

Here are a few pages of review for you to work on during the summer!

Packet includes worksheets on

- Place Value
- Addition and Subtraction
- Money
- Time
- Fractions
- Story Problems
- Odd and Even Numbers

Please also write a few of your own story problems.  
There's plenty of paper.

Have a great summer!

Name \_\_\_\_\_  
Date \_\_\_\_\_

## Missing Number

1. 
$$\begin{array}{r} 9 \\ - \square \\ \hline 3 \end{array}$$

2. 
$$\begin{array}{r} 10 \\ - \square \\ \hline 5 \end{array}$$

3. 
$$\begin{array}{r} 13 \\ - \square \\ \hline 8 \end{array}$$

4. 
$$\begin{array}{r} 7 \\ - \square \\ \hline 5 \end{array}$$

5. 
$$\begin{array}{r} 15 \\ - \square \\ \hline 9 \end{array}$$

6. 
$$\begin{array}{r} 18 \\ - \square \\ \hline 9 \end{array}$$

7. 
$$\begin{array}{r} 6 \\ - \square \\ \hline 2 \end{array}$$

8. 
$$\begin{array}{r} 11 \\ - \square \\ \hline 3 \end{array}$$

9. 
$$\begin{array}{r} 8 \\ - \square \\ \hline 5 \end{array}$$

10. 
$$\begin{array}{r} 4 \\ - \square \\ \hline 0 \end{array}$$

11. 
$$\begin{array}{r} 16 \\ - \square \\ \hline 8 \end{array}$$

12. 
$$\begin{array}{r} 2 \\ - \square \\ \hline 1 \end{array}$$



# Find the Numbers

**Directions:** Use the clues to circle the correct number or numbers.

1. Circle the numbers that have a **4** in the **tens** place.

43    29    63    41    78    37    49

2. Circle the numbers that have a **9** in the **ones** place.

19    97    58    79    63    9    29

3. Circle the number that has 2 **tens** and 5 **ones**.

35    57    52    26    25    53    16

4. Circle the numbers that have **no ones**.

21    60    43    30    76    43    75

5. Circle the numbers that have **no tens**.

43    7    17    8    2    59    36

6. Circle the number that has a **1** in the **hundreds** place.

10    61    100    43    90    82    41

7. Circle the numbers that you say when you count by **10s**.

40    62    90    85    100    34    67

8. Circle the numbers that you say when you count by **5s**.

5    27    30    43    50    65    72

# Mystery Numbers

**Directions:** Follow the directions below to make a number.

1. Make a number that has . . .  
a **two** in the **ones** place,  
a **five** in the **tens** place,  
a **nine** in the **hundreds** place.

hundreds	tens	ones

\_\_\_\_\_

2. Make a number that has . . .  
a **six** in the **ones** place,  
an **eight** in the **tens** place,  
a **one** in the **hundreds** place.

hundreds	tens	ones

\_\_\_\_\_

3. Make a number that has . . .  
a **three** in the **ones** place,  
a **zero** in the **tens** place,  
a **four** in the **hundreds** place.

hundreds	tens	ones

\_\_\_\_\_

4. Make a number that has . . .  
a **seven** in the **ones** place,  
a **six** in the **tens** place,  
a **two** in the **hundreds** place.

hundreds	tens	ones

\_\_\_\_\_

5. Make a number that has . . .  
an **eight** in the **ones** place,  
a **nine** in the **tens** place,  
a **three** in the **hundreds** place.

hundreds	tens	ones

\_\_\_\_\_

6. Make a number that has . . .  
a **zero** in the **ones** place,  
a **zero** in the **tens** place,  
a **one** in the **hundreds** place.

hundreds	tens	ones

\_\_\_\_\_

# Using Number Clues

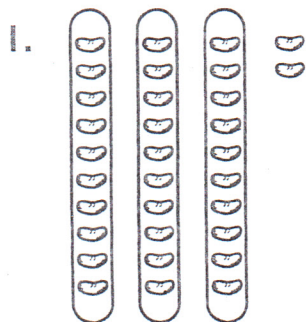
**Directions:** Read the clues. Write the number. Then, write the number name.

Clue	Number	Number Name
<b>Example:</b> four tens and two ones	42	forty-two
1. seven tens and three ones		
2. nine tens and seven ones		
3. three tens and eight ones		
4. six tens and six ones		
5. one ten and four ones		
6. four tens and zero ones		
7. zero tens and five ones		
8. eight tens and one one		
9. two tens and seven ones		
10. five tens and nine ones		




# Tens and Ones to 50

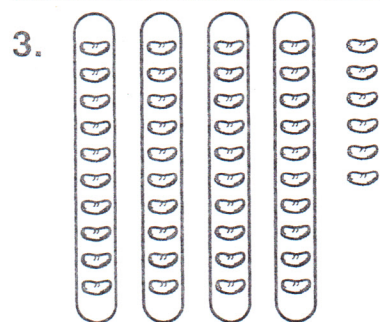
Write how many.



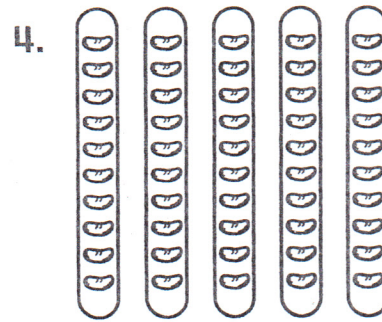
32




\_\_\_\_\_




\_\_\_\_\_



\_\_\_\_\_



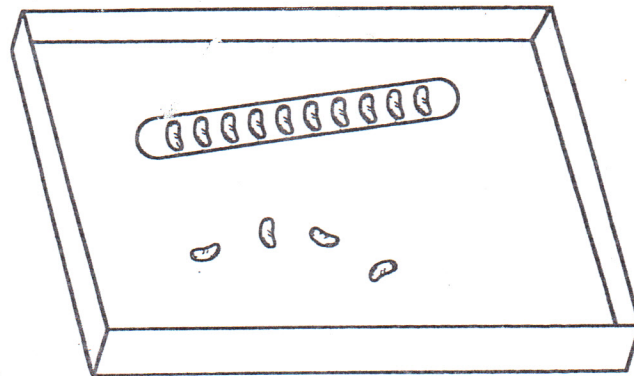
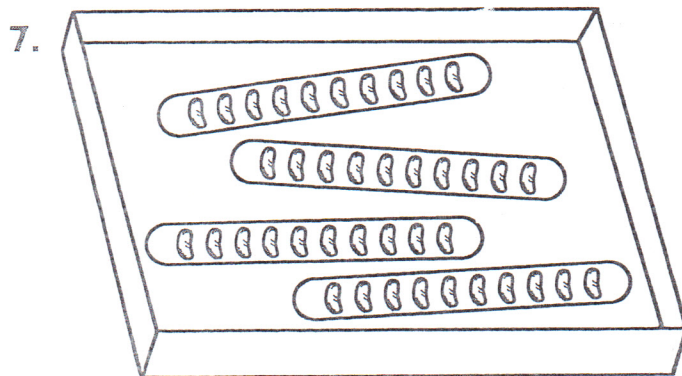
\_\_\_\_\_



\_\_\_\_\_

## ► Problem Solving

Circle the box that has more.

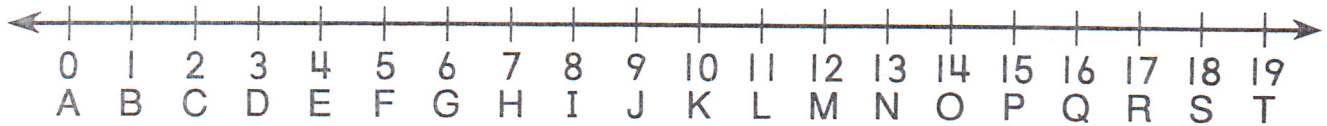



# Subtracting on a Number Line

What is at Story Land Park?

Subtract on the number line to find out.

Write the letter of each difference.



1.  $\overset{C}{4 - 2}$      $8 - 8$      $19 - 0$

2.  $10 - 5$      $11 - 3$      $4 - 1$      $7 - 4$      $12 - 1$      $9 - 5$



3.  $5 - 2$      $17 - 3$      $12 - 6$

4.  $15 - 3$      $18 - 4$      $16 - 2$      $18 - 5$



5.  $8 - 5$      $14 - 6$      $19 - 1$      $10 - 3$

# Relating Addition and Subtraction



Write the addition or subtraction sentence. Solve.

1. Li had 8 .  
She won 7 more.  
How many   
does she have now?



$$\underline{8} \quad \boxed{+} \quad \underline{7} \quad = \quad \underline{15}$$

- Brad had 15 .  
He gave away 7.  
How many   
does he have left?



$$\underline{\quad} \quad \boxed{\quad} \quad \underline{\quad} \quad = \quad \underline{\quad}$$

2. Marco had 9 .  
He found 9 more.  
How many   
does Marco have now?


$$\underline{\quad} \quad \boxed{\quad} \quad \underline{\quad} \quad = \quad \underline{\quad}$$

- Maria had 18 .  
She gave 9 to her  
friends. How many   
does Maria have now?




$$\underline{\quad} \quad \boxed{\quad} \quad \underline{\quad} \quad = \quad \underline{\quad}$$

3. Tamika had 9 .  
Then she got 5 more.  
How many   
does she have in all?



$$\underline{\quad} \quad \boxed{\quad} \quad \underline{\quad} \quad = \quad \underline{\quad}$$

- Gino had 14 .  
He gave 5 away. How many  
does he have left?

$$\underline{\quad} \quad \boxed{\quad} \quad \underline{\quad} \quad = \quad \underline{\quad}$$

4. Ashley saw 5 big   
and 6 little .  
How many   
did she see in all?

$$\underline{\quad} \quad \boxed{\quad} \quad \underline{\quad} \quad = \quad \underline{\quad}$$


- Tom saw 11  in a  
little car. Then 6 jumped out.  
How many  were left  
in the car?

$$\underline{\quad} \quad \boxed{\quad} \quad \underline{\quad} \quad = \quad \underline{\quad}$$



# More Tens and Ones to Add

REMEMBER: Add the **ones** and then the **tens**!



1. 
$$\begin{array}{r} 56 \\ + 20 \\ \hline \end{array}$$

$$\begin{array}{r} 71 \\ + 15 \\ \hline \end{array}$$

$$\begin{array}{r} 43 \\ + 32 \\ \hline \end{array}$$

$$\begin{array}{r} 20 \\ + 40 \\ \hline \end{array}$$

2. 
$$\begin{array}{r} 81 \\ + 10 \\ \hline \end{array}$$

$$\begin{array}{r} 90 \\ + 7 \\ \hline \end{array}$$

$$\begin{array}{r} 85 \\ + 13 \\ \hline \end{array}$$

$$\begin{array}{r} 34 \\ + 35 \\ \hline \end{array}$$

3. 
$$\begin{array}{r} 20 \\ + 64 \\ \hline \end{array}$$

$$\begin{array}{r} 17 \\ + 12 \\ \hline \end{array}$$

$$\begin{array}{r} 55 \\ + 13 \\ \hline \end{array}$$

$$\begin{array}{r} 62 \\ + 6 \\ \hline \end{array}$$

4. 
$$\begin{array}{r} 47 \\ + 30 \\ \hline \end{array}$$

$$\begin{array}{r} 21 \\ + 6 \\ \hline \end{array}$$

$$\begin{array}{r} 40 \\ + 20 \\ \hline \end{array}$$

$$\begin{array}{r} 26 \\ + 53 \\ \hline \end{array}$$

# Subtracting Tens and Ones


1. Subtract the **ones**.

$$\begin{array}{r} \text{tens} \quad \text{ones} \\ 49 \\ - 5 \\ \hline 4 \end{array}$$

2. Subtract the **tens**.

$$\begin{array}{r} \text{tens} \quad \text{ones} \\ 49 \\ - 5 \\ \hline 44 \end{array}$$

Subtract the **ones**.  
Then subtract the **tens**.



1.

$$\begin{array}{r} \text{tens} \quad \text{ones} \\ 57 \\ - 5 \\ \hline \end{array}$$

$$\begin{array}{r} 25 \\ - 2 \\ \hline \end{array}$$

$$\begin{array}{r} 89 \\ - 7 \\ \hline \end{array}$$

2.

$$\begin{array}{r} 38 \\ - 5 \\ \hline \end{array}$$

$$\begin{array}{r} 24 \\ - 1 \\ \hline \end{array}$$

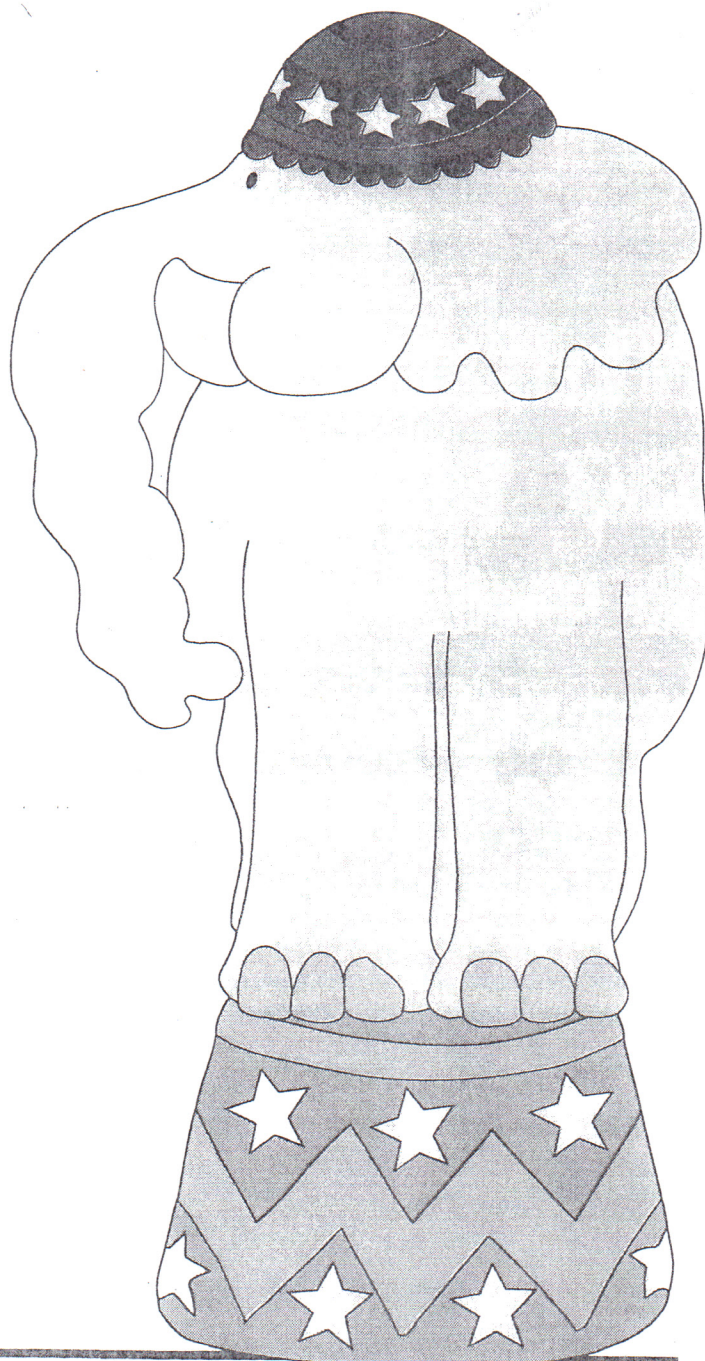
$$\begin{array}{r} 98 \\ - 6 \\ \hline \end{array}$$

3.

$$\begin{array}{r} 47 \\ - 15 \\ \hline \end{array}$$


$$\begin{array}{r} 66 \\ - 23 \\ \hline \end{array}$$

$$\begin{array}{r} 89 \\ - 26 \\ \hline \end{array}$$





# More Tens and Ones to Subtract



REMEMBER: Subtract the **ones** and then the **tens**!

1. 
$$\begin{array}{r} 58 \\ - 36 \\ \hline \end{array}$$

$$\begin{array}{r} 77 \\ - 30 \\ \hline \end{array}$$

$$\begin{array}{r} 45 \\ - 24 \\ \hline \end{array}$$

$$\begin{array}{r} 2 \\ - \\ \hline \end{array}$$

2. 
$$\begin{array}{r} 86 \\ - 3 \\ \hline \end{array}$$

$$\begin{array}{r} 38 \\ - 17 \\ \hline \end{array}$$

$$\begin{array}{r} 67 \\ - 21 \\ \hline \end{array}$$

$$\begin{array}{r} 5 \\ - 3 \\ \hline \end{array}$$

3. 
$$\begin{array}{r} 99 \\ - 65 \\ \hline \end{array}$$

$$\begin{array}{r} 85 \\ - 45 \\ \hline \end{array}$$

$$\begin{array}{r} 78 \\ - 4 \\ \hline \end{array}$$

$$\begin{array}{r} 37 \\ - 30 \\ \hline \end{array}$$

4. 
$$\begin{array}{r} 48 \\ - 25 \\ \hline \end{array}$$

$$\begin{array}{r} 59 \\ - 30 \\ \hline \end{array}$$

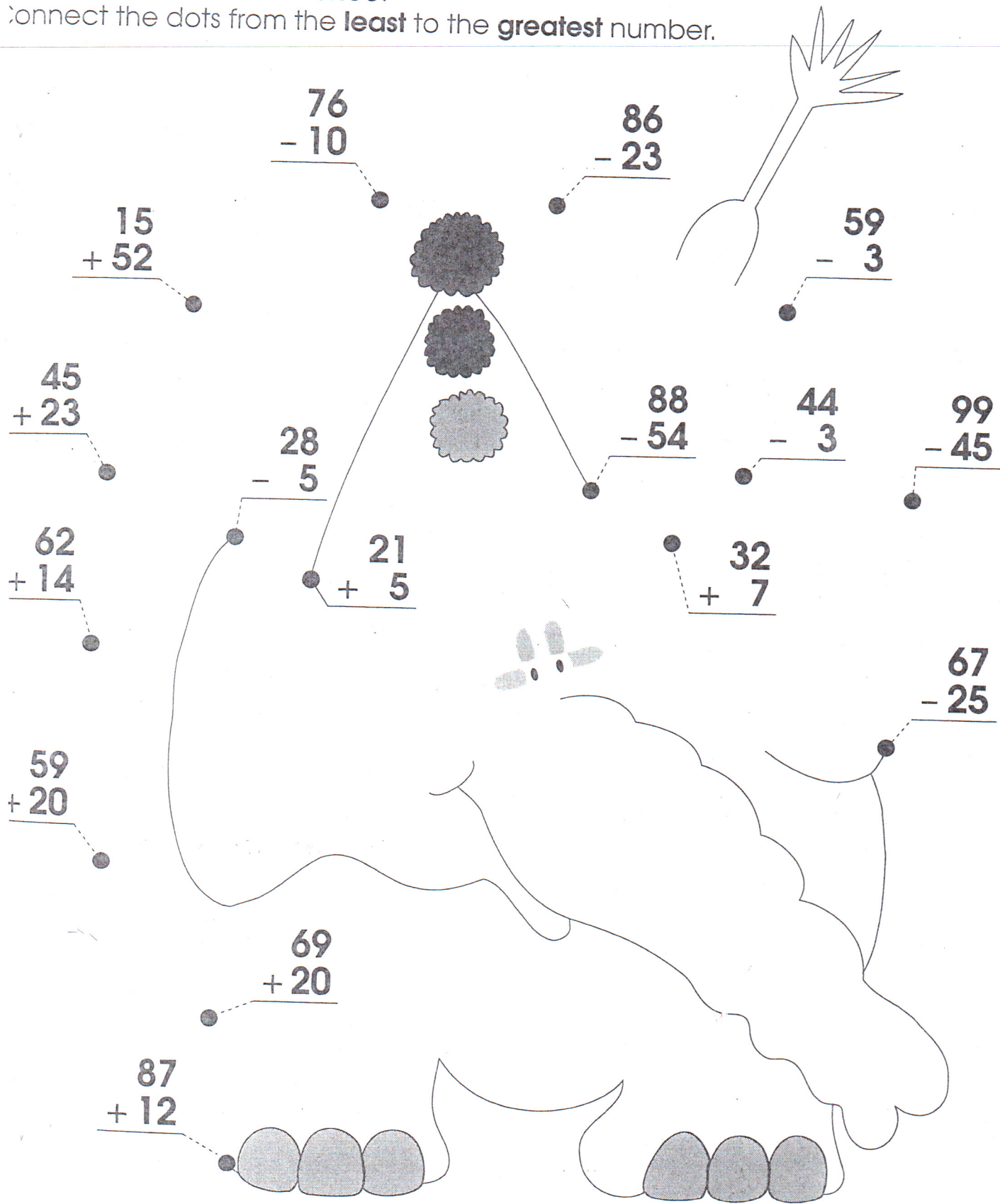
$$\begin{array}{r} 76 \\ - 24 \\ \hline \end{array}$$

$$\begin{array}{r} 87 \\ - 3 \\ \hline \end{array}$$

## Adding and Subtracting Tens and Ones

Find the **sum** or the **difference**.

Connect the dots from the **least** to the **greatest** number.



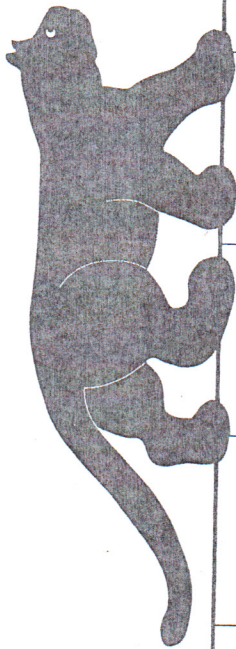


# Grrrrrrrrr!

Help the lion tamer out of the cage.



$$\begin{array}{r} 6 \\ - 4 \\ \hline \end{array}$$



$$\begin{array}{r} 5 \\ + \square \\ \hline 8 \end{array}$$

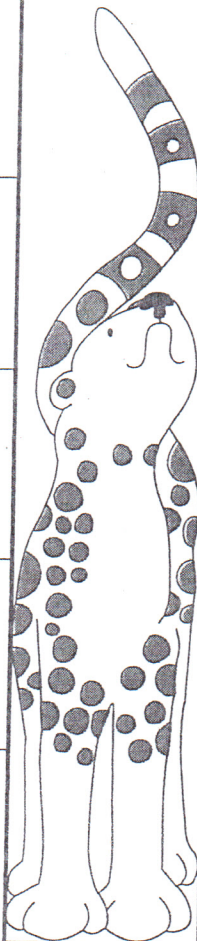
$$\begin{array}{r} 9 \\ - 5 \\ \hline \end{array}$$

$$\begin{array}{r} 8 \\ + \square \\ \hline 12 \end{array}$$

$$\begin{array}{r} 9 \\ + 4 \\ \hline \end{array}$$

$$\begin{array}{r} 7 \\ + \square \\ \hline 11 \end{array}$$

$$\begin{array}{r} 12 \\ - 8 \\ \hline \end{array}$$



$$\begin{array}{r} 5 \\ + \square \\ \hline 11 \end{array}$$

$$\begin{array}{r} 24 \\ + 5 \\ \hline \end{array}$$

$$\begin{array}{r} 50 \\ + 8 \\ \hline \end{array}$$

$$\begin{array}{r} 44 \\ + 34 \\ \hline \end{array}$$

$$\begin{array}{r} 25 \\ - 2 \\ \hline \end{array}$$

$$\begin{array}{r} 92 \\ + 1 \\ \hline \end{array}$$


$$\begin{array}{r} 31 \\ + 7 \\ \hline \end{array}$$

$$\begin{array}{r} 47 \\ + 1 \\ \hline \end{array}$$

$$\begin{array}{r} 52 \\ + 3 \\ \hline \end{array}$$

$$\begin{array}{r} 9 \\ + 3 \\ \hline \end{array}$$

$$\begin{array}{r} 12 \\ - 7 \\ \hline \end{array}$$



$$\begin{array}{r} 66 \\ - 23 \\ \hline \end{array}$$

$$\begin{array}{r} 38 \\ - 5 \\ \hline \end{array}$$

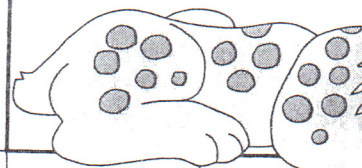
$$\begin{array}{r} 59 \\ - 3 \\ \hline \end{array}$$

$$\begin{array}{r} 69 \\ + 20 \\ \hline \end{array}$$

$$\begin{array}{r} 76 \\ - 24 \\ \hline \end{array}$$

$$\begin{array}{r} 13 \\ + \square \\ \hline 15 \end{array}$$



$$\begin{array}{r} 41 \\ + \square \\ \hline 10 \end{array}$$



$$\begin{array}{r} 9 \\ + \square \\ \hline 11 \end{array}$$

$$\begin{array}{r} \square \\ + 5 \\ \hline 12 \end{array}$$

$$\begin{array}{r} \square \\ + 6 \\ \hline 12 \end{array}$$



# Double Digit Subtraction

Name \_\_\_\_\_

Date \_\_\_\_\_

tens ones

$$\begin{array}{r} 1. \quad \begin{array}{c|c} 6 & 2 \\ -1 & 0 \\ \hline 5 & 2 \end{array} \end{array}$$

$$\begin{array}{r} 2. \quad 14 \\ - 3 \\ \hline \end{array}$$

$$\begin{array}{r} 3. \quad 56 \\ - 14 \\ \hline \end{array}$$

$$\begin{array}{r} 4. \quad 98 \\ - 7 \\ \hline \end{array}$$

$$\begin{array}{r} 5. \quad 39 \\ - 28 \\ \hline \end{array}$$

$$\begin{array}{r} 6. \quad 42 \\ - 1 \\ \hline \end{array}$$

$$\begin{array}{r} 7. \quad 17 \\ - 9 \\ \hline \end{array}$$

$$\begin{array}{r} 8. \quad 84 \\ - 62 \\ \hline \end{array}$$

$$\begin{array}{r} 9. \quad 79 \\ - 43 \\ \hline \end{array}$$

$$\begin{array}{r} 10. \quad 84 \\ - 30 \\ \hline \end{array}$$

$$\begin{array}{r} 11. \quad 70 \\ - 20 \\ \hline \end{array}$$

$$\begin{array}{r} 12. \quad 27 \\ - 7 \\ \hline \end{array}$$

$$\begin{array}{r} 13. \quad 86 \\ - 50 \\ \hline \end{array}$$

$$\begin{array}{r} 14. \quad 76 \\ - 70 \\ \hline \end{array}$$



$$\begin{array}{r} 15. \quad 80 \\ - 60 \\ \hline \end{array}$$

$$\begin{array}{r} 16. \quad 99 \\ - 92 \\ \hline \end{array}$$



# Two Different Methods

**Directions:** Show two different coin combinations that equal the amount shown. The first one has been done for you.

	Method 1	Method 2
1. 5¢		
2. 11¢		
3. 25¢		
4. 50¢		
5. 6¢		
6. 15¢		
7. 21¢		
8. 40¢		

# Counting Collections of Dimes and Pennies

Count by tens. Then count on by ones.  
Write the amount.

1.



31 ¢

2.



□ ¢

3.



□ ¢

4.



□ ¢

5.




□ ¢

## Problem Solving

6. Lucy wants to buy a paint set.

It costs 43¢. Circle the coins Lucy needs.





Name \_\_\_\_\_

F 2.7

LESSON  
16.3

# Counting Collections of Nickels and Pennies


Count by fives. Then count on by ones.  
Write the amount.

1.



8 ¢

2.



□ ¢

3.



□ ¢

4.




□ ¢


## ► Problem Solving

Mark an X on the greater amount.

5.



6.




# Nickels, Dimes, Quarters



Write the total amount for each group.

Color the group of coins that is worth more than a quarter.

1.




2.



3.



4.









































Name \_\_\_\_\_

LESSON  
16.5

## Problem Solving • Choose the Model

Which two groups in each row add up to the amount on the tag? Color them.


1. 		 	    
2. 		 	  
3. 	 	 	   
4. 	 	  	    

### ► Problem Solving

5. You have



Circle the toy you can buy.



Name \_\_\_\_\_

LESSON

17.4

# Quarter



quarter  
25 cents  
25¢



Use coins. Show ways to make 25¢.  
Write how many of each coin you need.

				
1.			4	5
2.				
3.				
4.				
5.				



Name \_\_\_\_\_


LESSON

17.5

## Problem Solving • Act It Out

Use coins to show the coins in the two pockets.  
Then use the fewest coins to show the same  
amount in your pocket. Draw them.

1.



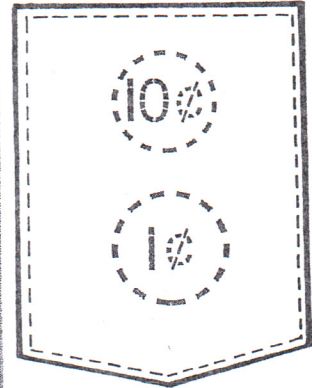
Charles uses  
3 coins to  
show 11¢.




Lisa uses  
7 coins to  
show 11¢.





You use  
2 coins to  
show 11¢.



2.




3.



Name \_\_\_\_\_

# Problem Solving

## Finding Missing Data



Solve. Use the data from the seed packets to help.

- Alice bought 1 packet of snow peas for 15¢ and 1 packet of sunflower seeds. How much did she spend?

She spent \_\_\_\_\_.

$$\begin{array}{r} 15¢ \\ + 30¢ \\ \hline 45¢ \end{array}$$

- Eric bought 1 packet of peppers for 20¢ and 1 packet of zinnia seeds. How much did he spend?

He spent \_\_\_\_\_.

- Jon bought 1 packet of cabbage seeds for 10¢ and 1 packet of corn seeds. How much did he spend?

He spent \_\_\_\_\_.

- Kristina bought 1 packet of carrot seeds for 40¢ and 1 packet of bean seeds. How much did she spend?


She spent \_\_\_\_\_.




# Counting Collections

Circle the fewest coins that show the amount.


1.




2.



3.



4.






# Telling Time: Minutes

The minute hand of the clock takes **5** minutes to move from one number to the next. Count by **5**'s starting from **12**.

Write the minutes on each line.

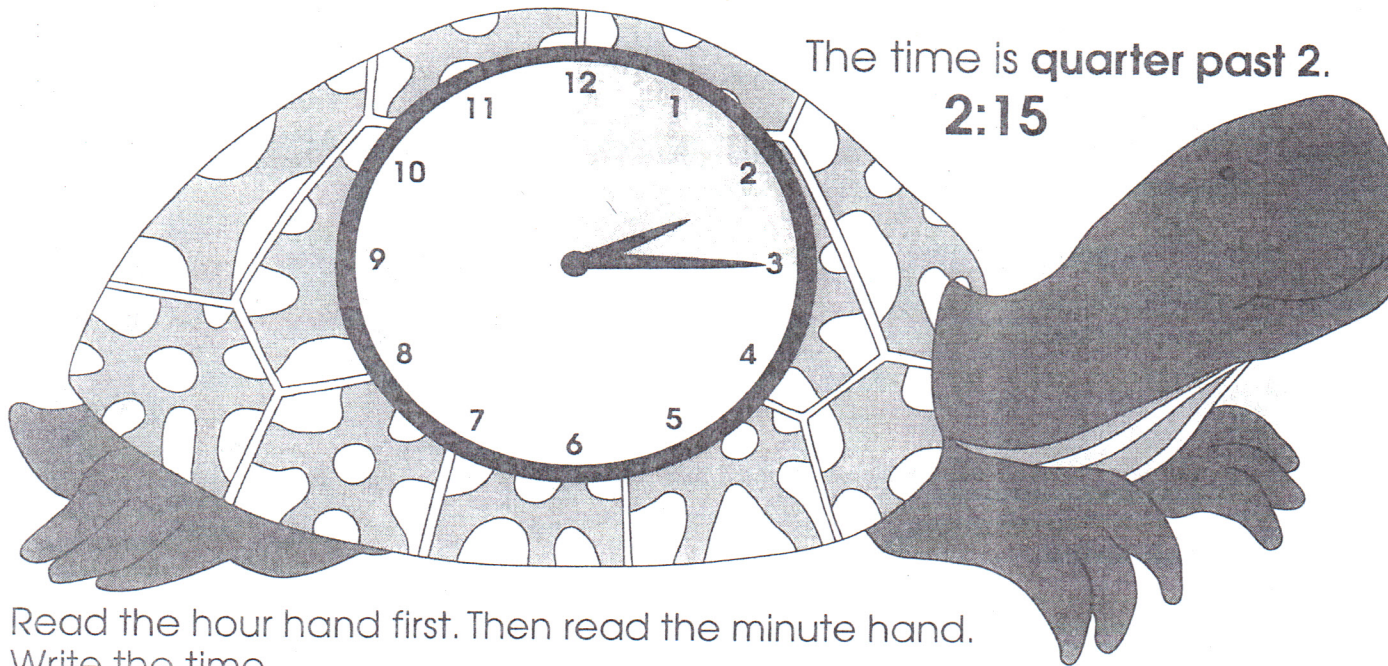


How many minutes in an hour? \_\_\_\_\_

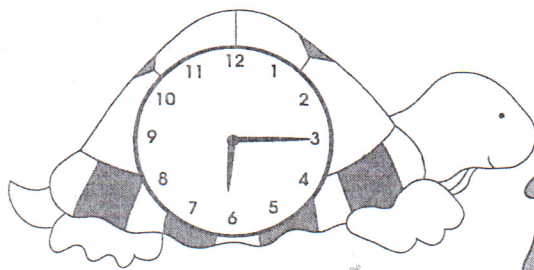


# Telling Time: Quarter Past

When the minute hand points to the **3**, it is one quarter of the way around the clock. It is quarter past the hour. The hour hand is a little past **2:00**.




Read the hour hand first. Then read the minute hand. Write the time.




1. Quarter past 6

6:15




2. Quarter past \_\_\_\_\_

■  
■




3. Quarter past \_\_\_\_\_

■  
■




4. Quarter past \_\_\_\_\_

■  
■



5. Quarter past \_\_\_\_\_

■  
■



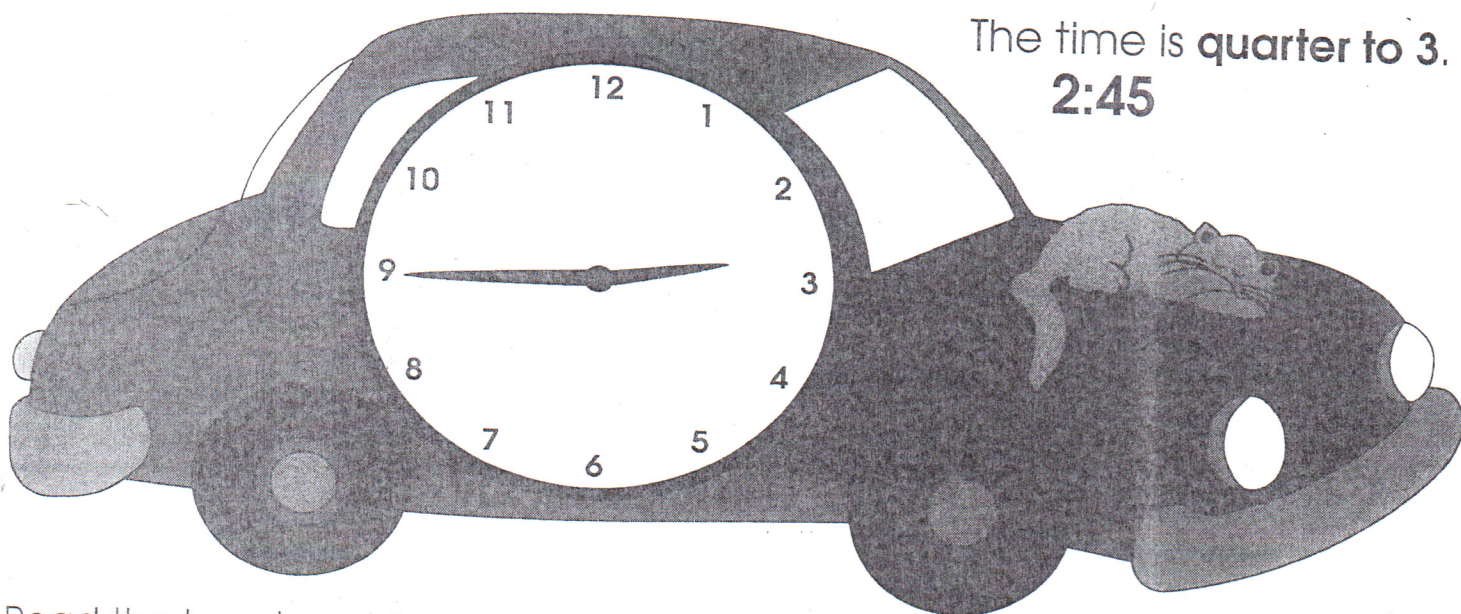
6. Quarter past \_\_\_\_\_

■  
■




# Telling Time: Quarter To

When the minute hand points to **9**, it is one quarter to the hour.  
The hour hand is almost to the **3**.




The time is **quarter to 3**.  
**2:45**


Read the hour hand first. Then read the minute hand.  
Write the time.




1. Quarter to 4  
3:45




2. Quarter to \_\_\_\_\_  
\_\_\_\_\_




3. Quarter to \_\_\_\_\_  
\_\_\_\_\_



4. Quarter to \_\_\_\_\_  
\_\_\_\_\_



5. Quarter to \_\_\_\_\_  
\_\_\_\_\_




6. Quarter to \_\_\_\_\_  
\_\_\_\_\_




# Telling Time

Write the time.




1.

■  
■




2.

■  
■




3.

■  
■




4.

■  
■



5.


■  
■




6.

■  
■


Draw hands to show the time.




2:45




6:15




9:45



10:45



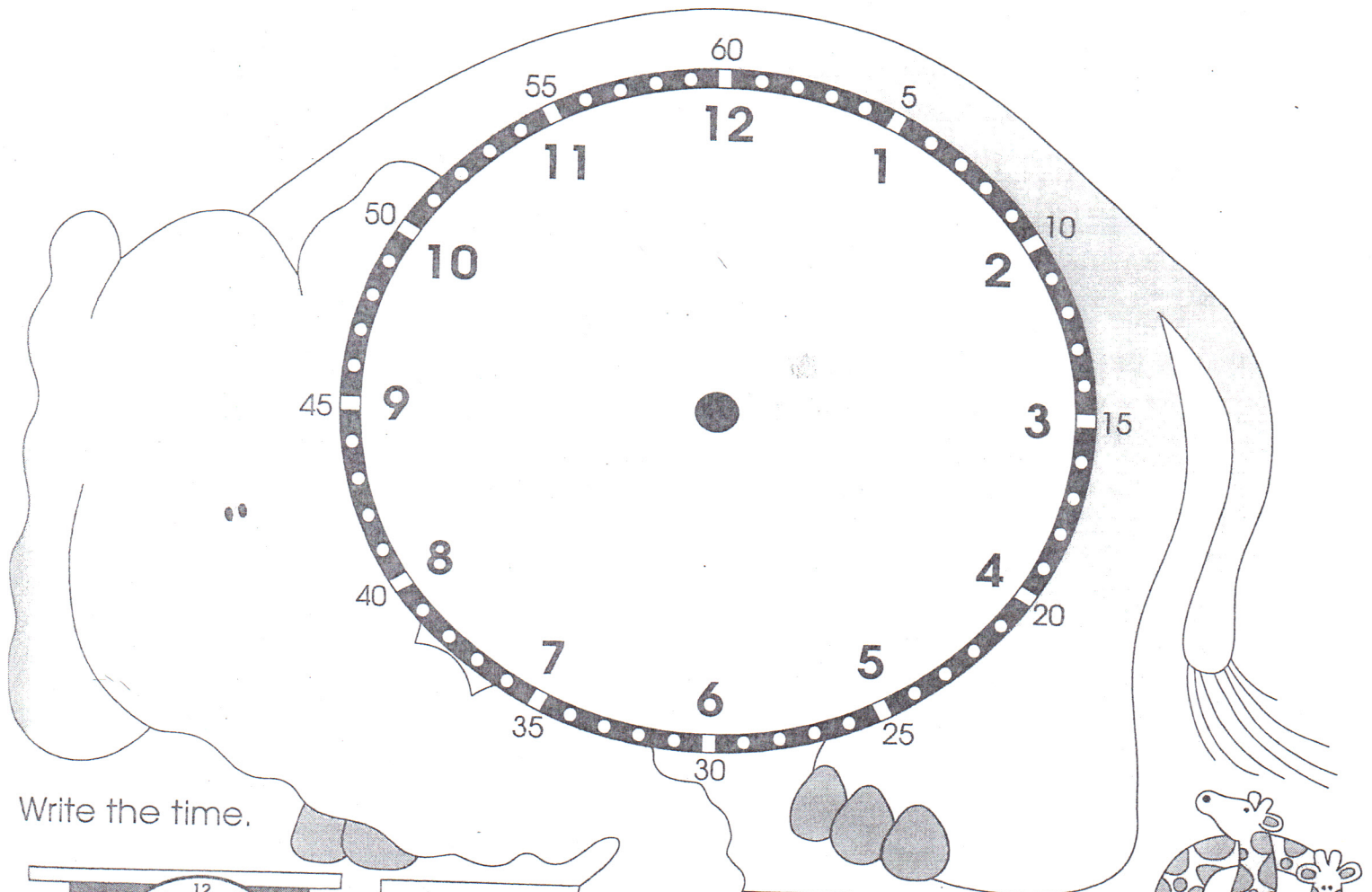
3:15




12:15




# Telling Time: Minutes




Write the time.




1. 4:05




2. 3:15




3. 2:10



4. 7:30



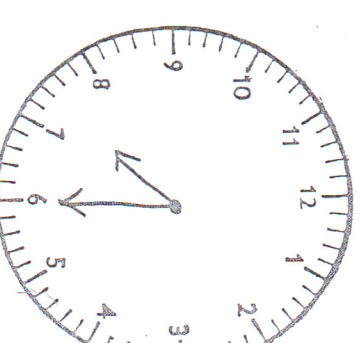
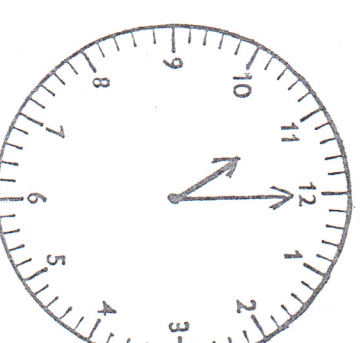
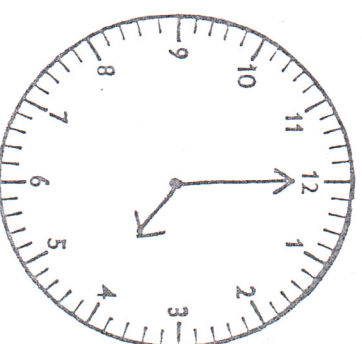
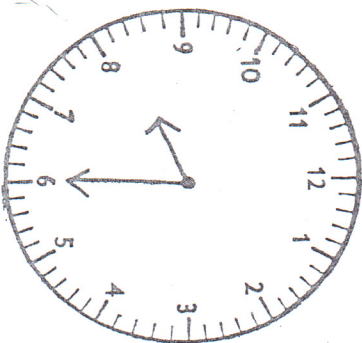
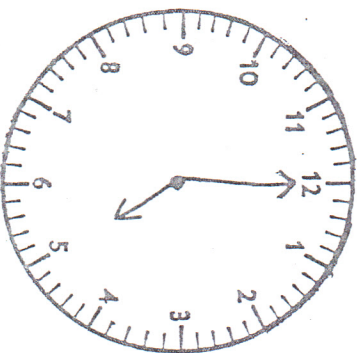
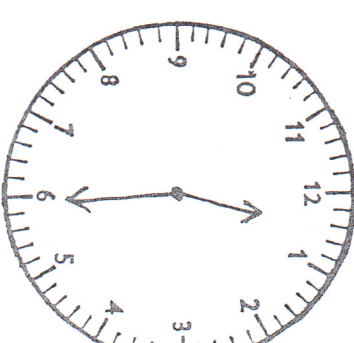
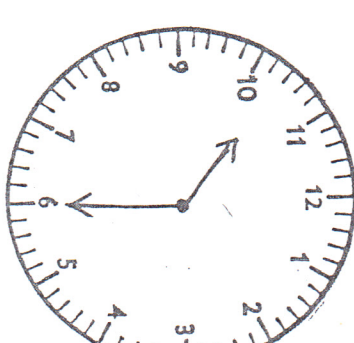
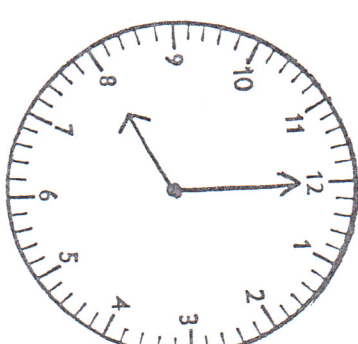
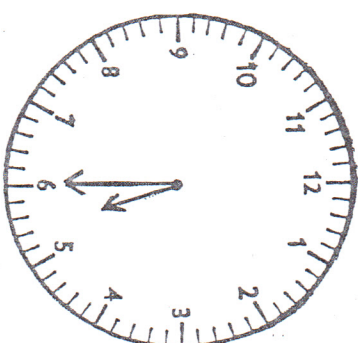
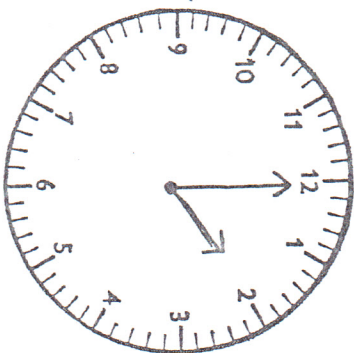
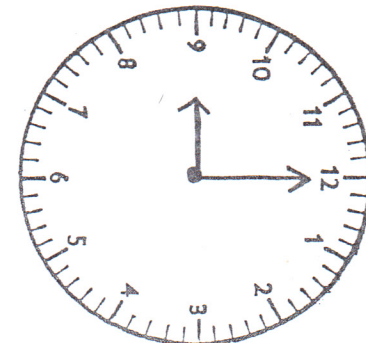
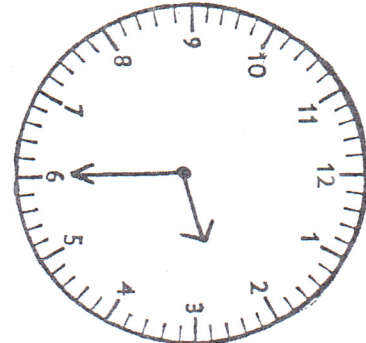
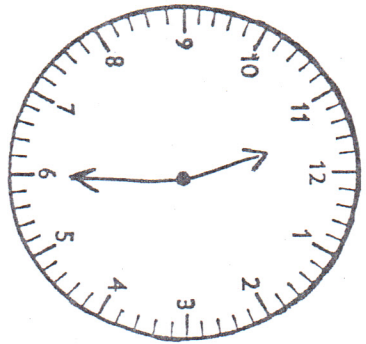
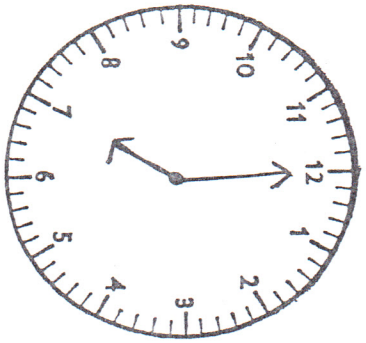
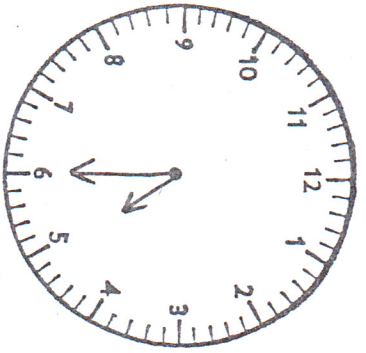
5. 10:10



6. 2:50

See-write

MS-4  
(1 & 1/2 hr.)








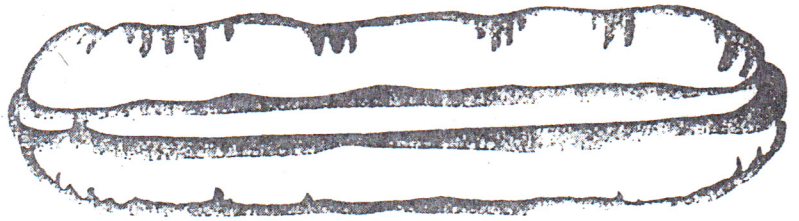
# Hot Dog!

Name \_\_\_\_\_


How long are these hot dogs? Measure them to the nearest inch.



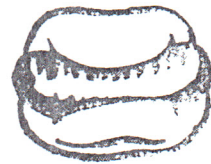
1. about \_\_\_\_\_ inches




2. about \_\_\_\_\_ inches




3. about \_\_\_\_\_ inches




4. about \_\_\_\_\_ inch



5. about \_\_\_\_\_ inches



6. about \_\_\_\_\_ inches




7. about \_\_\_\_\_ inches




# Telling Time

Write the time.




1.

9:15




2.

:



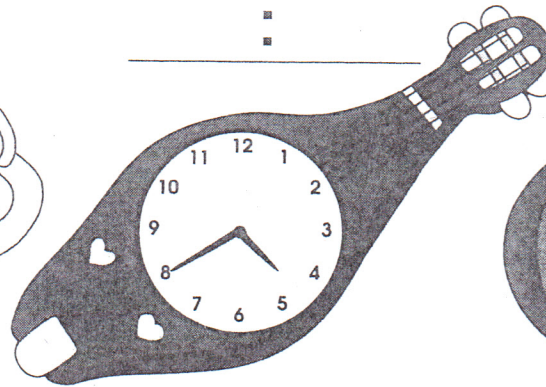
3.

:




4.

:



5.

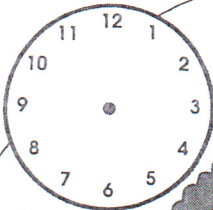
:




6.

:

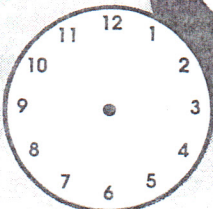
Draw hands to show the time.



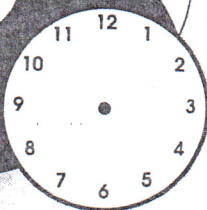
3:50



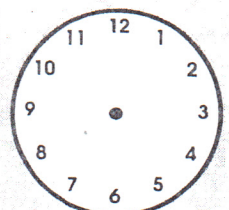
12:00



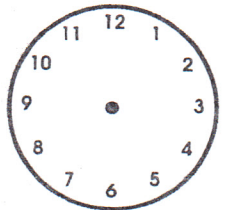
12:50



8:30




7:15



2:45






one





one half one half




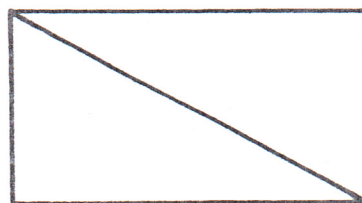
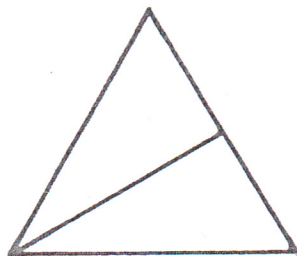
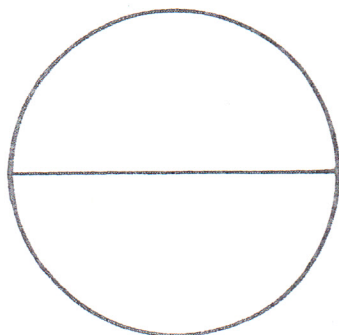


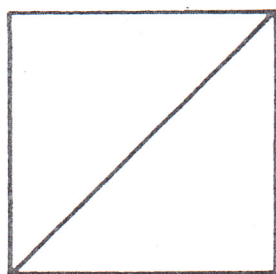
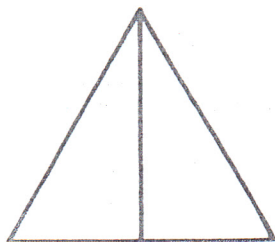
is half of

is half of



Read  $\frac{1}{2}$  as "one half."


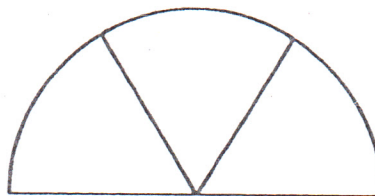
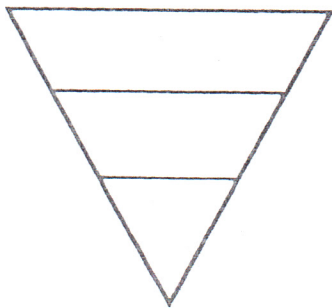


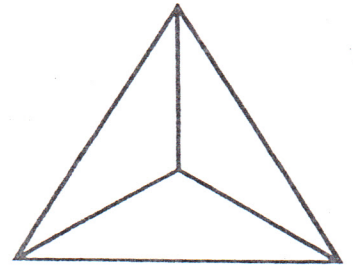
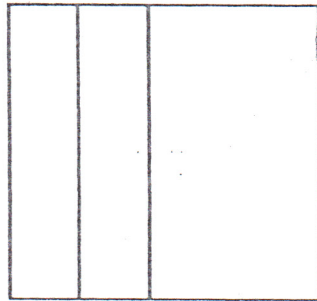
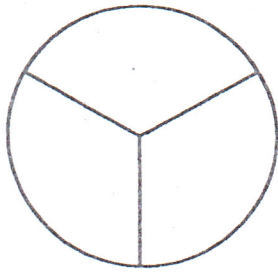

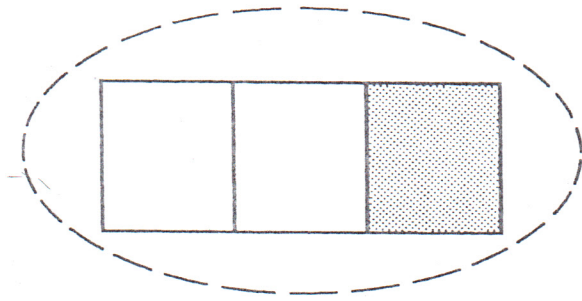
Color  $\frac{1}{2}$  of each region.






Name \_\_\_\_\_ Skill: Fractions, one-third

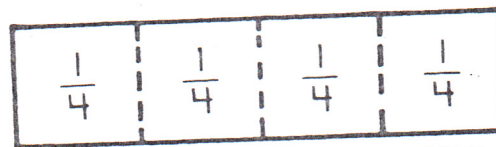
Circle the objects that have three equal parts. Color  $\frac{1}{3}$ .




\* **Bonus:** On the back, draw a cake. Draw lines to show three equal parts.



one




one one one one  
fourth fourth fourth fourth



is one fourth of



is one fourth of



is one fourth of

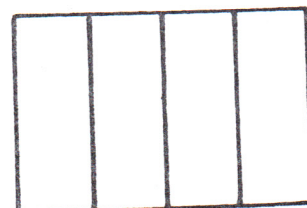

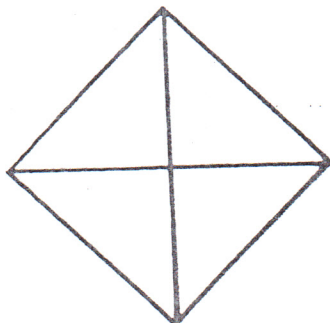
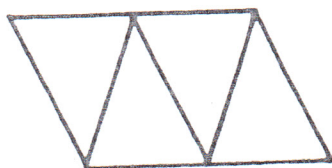


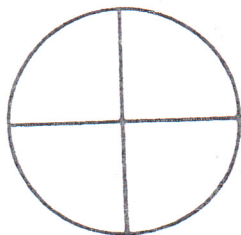


is one fourth of



Read  $\frac{1}{4}$  as "one fourth."

Color  $\frac{1}{4}$  of each region.





## Parts of Groups

Draw and color to solve.

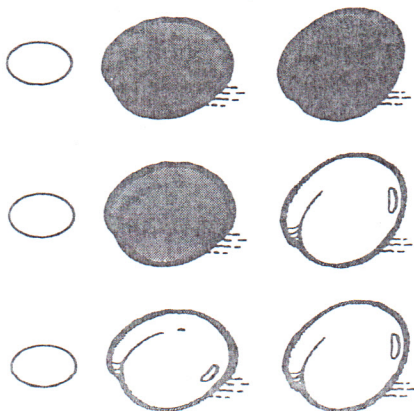
1. Regina has 4 toy cars.  
1 out of 4 of the toy cars is blue.  
Draw and color the toy cars.

2. Jose has 3 apples.  
1 out of 3 of the apples is green.  
Draw and color the apples.


3. There are 4 children and 1 pizza.  
Each child gets an equal share.  
Draw the pizza.

Mark the correct answer.

4. Which picture shows  
1 out of 2 of the plums  
colored?



5. Which picture shows  
1 out of 4 of the berries  
colored?




# **Fourths**

Color the part to solve.

1. Ruth makes a sandwich.

She eats  $\frac{1}{4}$  for lunch.

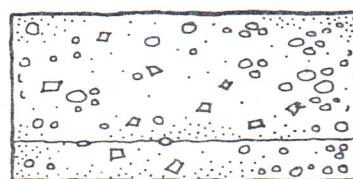
Show what part she eats.



2. Jeff's mom gives him a

fruit bar. He eats  $\frac{1}{2}$  for


a snack. Show what part he eats.



3. Peter picks an apple.

He eats  $\frac{1}{2}$  for dessert.

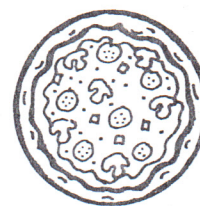
Show what part he eats.



4. Mary bakes a big pizza.

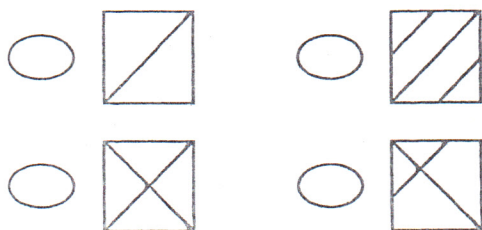
She gives  $\frac{1}{4}$  to her friend

for a treat. Show what part her friend gets.

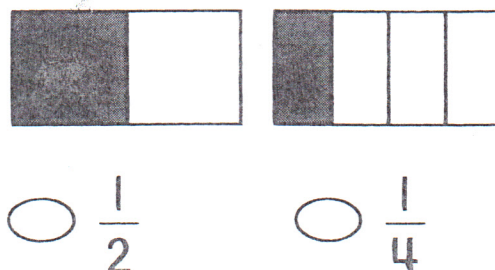


Mark the correct answer.

5. Which figure shows fourths?



6. Which part is larger?





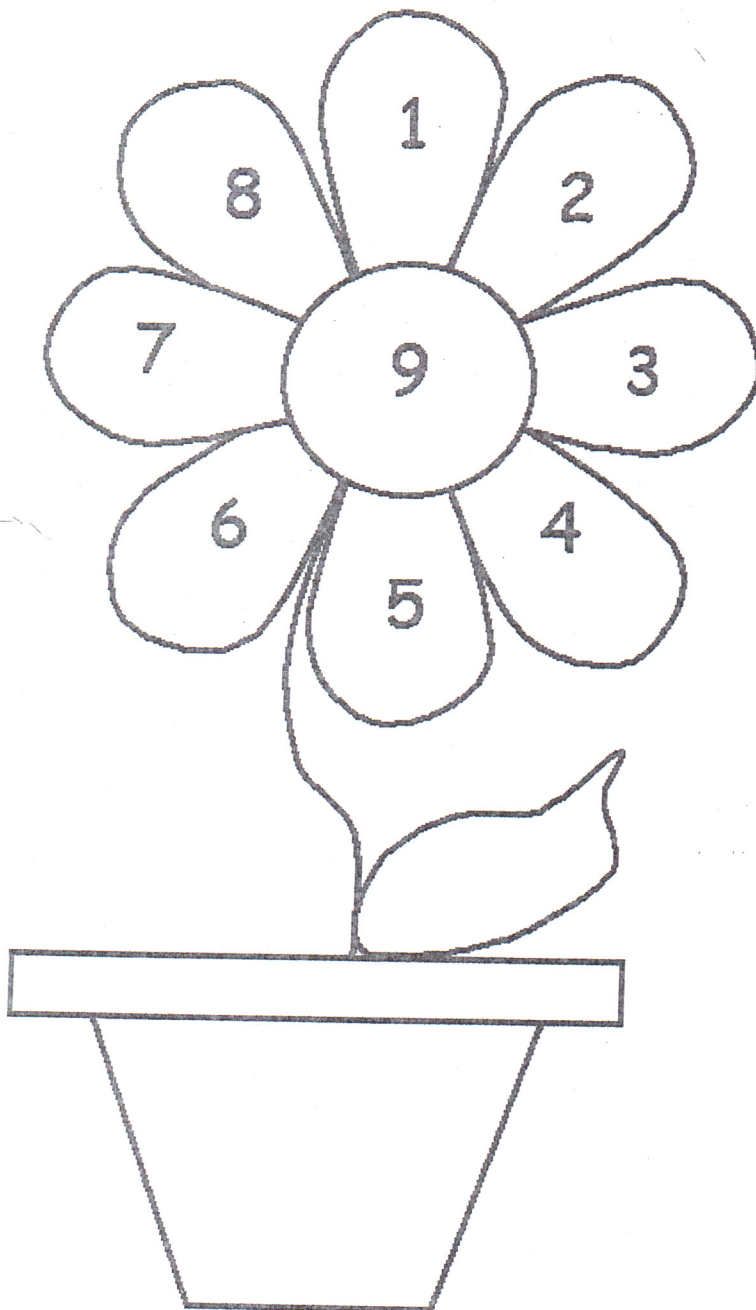
1. Buddy has 72 pencils. Zach has 13 pencils. How many pencils do they have altogether?

2. Mary has 85 cupcakes. She ate 32 of them. How many are left?

3. Brad has 30 bunnies. He bought 50 more. How many bunnies does he have in all?

4. There were 24 birds sitting on a fence. There was a loud noise and 12 flew away. How many birds were left?

Name: \_\_\_\_\_



1. Color the even numbers blue.

2. Color the odd numbers yellow.

3. Write the even numbers:

\_\_\_\_\_

\_\_\_\_\_

4. Write the odd numbers:

\_\_\_\_\_

\_\_\_\_\_

\_\_\_\_\_



write your own story problems

Always do your best!



Always do your best!





Always do your best!



Always do your best!

